



In accordance with the provisions of article 227 of Royal Legislative Decree 4/2015, of October 23, which approves the revised text of the Securities Market Law, Ercros, S.A. (hereinafter. "the Company"), by means of this letter communicates the following

RELEVANT INFORMATION

As a continuation of the relevant information number 16,755 published on June 10, 2022, the Company informs that, under the seventh program for the repurchase of treasury shares to be redeemed, during the period between February 24 and March 6, 2023, has carried out the purchase of 335,020 treasury shares as details in the following table:


TREASURY SHARES PURCHASE SUMMARY		
Company: ERCROS, S.A.		Value: ECR.MC
Code ISIN: ES0125140A14		
Date	Number of shares	Weighted average price (€/share)
24/02/2023	43,960	3.913 €
27/02/2023	44,660	4.023 €
28/02/2023	48,100	4.051 €
01/03/2023	49,200	4.089 €
02/03/2023	49,700	4.093 €
03/03/2023	49,500	4.151 €
06/03/2023	49,900	4.176 €


It is attached the detail of the operations carried out during the aforementioned period.

Following these purchases, the Company holds 3,928,309 treasury shares representing 4.07% of the share capital.


Barcelona, March 7, 2023


TREASURY SHARES PURCHASE DETAIL		
Company: ERCROS, S.A.		Value: ECR.MC
Intermediary: Banco Sabadell. S.A.		
Code ISIN: ES0125140A14		
Date	Number of shares	Price (€/share)
24/02/2023	33	3.865 €
24/02/2023	496	3.885 €
24/02/2023	812	3.885 €
24/02/2023	5,000	3.920 €
24/02/2023	1,986	3.920 €
24/02/2023	633	3.940 €
24/02/2023	5,000	3.940 €
24/02/2023	3,619	3.940 €
24/02/2023	261	3.945 €
24/02/2023	515	3.925 €
24/02/2023	1,769	3.925 €
24/02/2023	275	3.910 €
24/02/2023	276	3.910 €
24/02/2023	1,513	3.910 €
24/02/2023	202	3.910 €
24/02/2023	374	3.905 €
24/02/2023	487	3.905 €
24/02/2023	437	3.900 €
24/02/2023	454	3.900 €
24/02/2023	248	3.900 €
24/02/2023	1,582	3.895 €
24/02/2023	359	3.895 €
24/02/2023	409	3.890 €
24/02/2023	257	3.885 €


 Ercros		
24/02/2023	829	3.875 €
24/02/2023	223	3.880 €
24/02/2023	100	3.875 €
24/02/2023	125	3.875 €
24/02/2023	212	3.875 €
24/02/2023	104	3.880 €
24/02/2023	125	3.880 €
24/02/2023	96	3.880 €
24/02/2023	212	3.895 €
24/02/2023	924	3.895 €
24/02/2023	835	3.895 €
24/02/2023	713	3.885 €
24/02/2023	17	3.885 €
TREASURY SHARES PURCHASE DETAIL		
Company: ERCROS, S.A.		Value: ECR.MC
Intermediary: Banco Sabadell. S.A.		
Code ISIN: ES0125140A14		
Date	Number of shares	Price (€/share)
24/02/2023	239	3.880 €
24/02/2023	157	3.880 €
24/02/2023	1,150	3.900 €
24/02/2023	100	3.900 €
24/02/2023	208	3.900 €
24/02/2023	125	3.900 €
24/02/2023	61	3.900 €
24/02/2023	1,019	3.900 €
24/02/2023	1,052	3.900 €
24/02/2023	73	3.900 €
24/02/2023	210	3.900 €
24/02/2023	729	3.900 €


 Ercros	24/02/2023	171	3.900 €
	24/02/2023	250	3.905 €
	24/02/2023	133	3.905 €
	24/02/2023	272	3.905 €
	24/02/2023	125	3.905 €
	24/02/2023	43	3.905 €
	24/02/2023	4	3.915 €
	24/02/2023	572	3.915 €
	24/02/2023	250	3.910 €
	24/02/2023	12	3.910 €
	24/02/2023	191	3.910 €
	24/02/2023	191	3.910 €
	24/02/2023	467	3.905 €
	24/02/2023	204	3.910 €
	24/02/2023	125	3.910 €
	24/02/2023	213	3.910 €
	24/02/2023	118	3.915 €
	24/02/2023	4	3.915 €
	24/02/2023	375	3.915 €
	24/02/2023	25	3.915 €
	24/02/2023	424	3.915 €
	24/02/2023	326	3.915 €
	24/02/2023	292	3.915 €
	24/02/2023	73	3.915 €
	24/02/2023	436	3.915 €
	24/02/2023	1,000	3.915 €
	24/02/2023	1,029	3.915 €
TREASURY SHARES PURCHASE DETAIL			
Company: ERCROS, S.A.			Value: ECR.MC
Intermediary: Banco Sabadell. S.A.			

Date	Number of shares	Price (€/share)
27/02/2023	387	3.950 €
27/02/2023	606	3.960 €
27/02/2023	753	3.970 €
27/02/2023	45	3.975 €
27/02/2023	501	3.975 €
27/02/2023	926	3.975 €
27/02/2023	1,074	3.975 €
27/02/2023	2,252	3.975 €
27/02/2023	737	3.995 €
27/02/2023	6,992	4.020 €
27/02/2023	500	4.060 €
27/02/2023	4,500	4.060 €
27/02/2023	4,000	4.005 €
27/02/2023	1,000	4.005 €
27/02/2023	338	4.005 €
27/02/2023	526	4.020 €
27/02/2023	1,066	4.020 €
27/02/2023	959	4.005 €
27/02/2023	25	4.005 €
27/02/2023	54	4.005 €
27/02/2023	2	4.005 €
27/02/2023	1,000	4.005 €
27/02/2023	446	4.005 €
27/02/2023	855	4.005 €
27/02/2023	4,500	4.005 €
27/02/2023	616	4.005 €
27/02/2023	1,000	4.045 €
27/02/2023	3,718	4.070 €


 Ercros	27/02/2023	723	4.070 €
	27/02/2023	3,100	4.070 €
	27/02/2023	1,000	4.070 €
	27/02/2023	459	4.070 €
	28/02/2023	2,692	4.050 €
	28/02/2023	513	4.040 €
	28/02/2023	585	4.030 €
	28/02/2023	164	4.030 €
	28/02/2023	262	4.050 €
	28/02/2023	73	4.050 €
	28/02/2023	3	4.050 €
TREASURY SHARES PURCHASE DETAIL			
Company: ERCROS, S.A.		Value: ECR.MC	
Intermediary: Banco Sabadell. S.A.			
Code ISIN: ES0125140A14			
	Date	Number of shares	Price (€/share)
	28/02/2023	3,093	4.050 €
	28/02/2023	1,569	4.050 €
	28/02/2023	2,431	4.050 €
	28/02/2023	253	4.065 €
	28/02/2023	588	4.065 €
	28/02/2023	339	4.065 €
	28/02/2023	1,733	4.055 €
	28/02/2023	152	4.050 €
	28/02/2023	47	4.050 €
	28/02/2023	1,319	4.035 €
	28/02/2023	748	4.035 €
	28/02/2023	896	4.060 €
	28/02/2023	1,667	4.050 €
	28/02/2023	64	4.050 €


 Ercros		
28/02/2023	1,135	4.040 €
28/02/2023	534	4.040 €
28/02/2023	2,130	4.060 €
28/02/2023	803	4.060 €
28/02/2023	697	4.060 €
28/02/2023	697	4.060 €
28/02/2023	1,180	4.060 €
28/02/2023	137	4.060 €
28/02/2023	1,257	4.075 €
28/02/2023	387	4.070 €
28/02/2023	281	4.075 €
28/02/2023	302	4.075 €
28/02/2023	1,500	4.075 €
28/02/2023	211	4.075 €
28/02/2023	1,265	4.080 €
28/02/2023	179	4.065 €
28/02/2023	1,368	4.065 €
28/02/2023	1,126	4.060 €
28/02/2023	737	4.060 €
28/02/2023	826	4.055 €
28/02/2023	372	4.055 €
28/02/2023	4,416	4.035 €
28/02/2023	428	4.035 €
28/02/2023	24	4.035 €
28/02/2023	500	4.035 €
TREASURY SHARES PURCHASE DETAIL		
Company: ERCROS, S.A.		Value: ECR.MC
Intermediary: Banco Sabadell. S.A.		
Code ISIN: ES0125140A14		
Date	Number of shares	Price (€/share)


 Ercros		
28/02/2023	500	4.035 €
28/02/2023	500	4.035 €
28/02/2023	608	4.035 €
28/02/2023	1,774	4.035 €
28/02/2023	3,035	4.035 €
01/03/2023	1,500	4.070 €
01/03/2023	3,425	4.070 €
01/03/2023	1,020	4.050 €
01/03/2023	52	4.050 €
01/03/2023	2,211	4.075 €
01/03/2023	2,074	4.075 €
01/03/2023	398	4.115 €
01/03/2023	116	4.115 €
01/03/2023	146	4.115 €
01/03/2023	1,961	4.105 €
01/03/2023	1,376	4.105 €
01/03/2023	200	4.085 €
01/03/2023	1,270	4.085 €
01/03/2023	125	4.085 €
01/03/2023	204	4.105 €
01/03/2023	1,943	4.105 €
01/03/2023	527	4.105 €
01/03/2023	1,512	4.100 €
01/03/2023	2,750	4.085 €
01/03/2023	560	4.085 €
01/03/2023	95	4.085 €
01/03/2023	1,181	4.085 €
01/03/2023	1,000	4.090 €
01/03/2023	632	4.100 €
01/03/2023	2,253	4.100 €
01/03/2023	504	4.100 €

 Ercros	01/03/2023	578	4.075 €
	01/03/2023	2,000	4.075 €
	01/03/2023	2,500	4.075 €
	01/03/2023	87	4.075 €
	01/03/2023	400	4.085 €
	01/03/2023	2,821	4.085 €
	01/03/2023	370	4.100 €
	01/03/2023	50	4.100 €
TREASURY SHARES PURCHASE DETAIL			
Company: ERCROS, S.A.		Value: ECR.MC	
Intermediary: Banco Sabadell. S.A.			
Code ISIN: ES0125140A14			
	Date	Number of shares	Price (€/share)
	01/03/2023	4,000	4.100 €
	01/03/2023	3,000	4.100 €
	01/03/2023	4,359	4.100 €
	02/03/2023	900	4.060 €
	02/03/2023	4,100	4.060 €
	02/03/2023	949	4.060 €
	02/03/2023	2	4.060 €
	02/03/2023	632	4.080 €
	02/03/2023	603	4.085 €
	02/03/2023	741	4.070 €
	02/03/2023	836	4.110 €
	02/03/2023	144	4.110 €
	02/03/2023	2,000	4.110 €
	02/03/2023	548	4.110 €
	02/03/2023	1,212	4.080 €
	02/03/2023	865	4.080 €
	02/03/2023	3,016	4.070 €


 Ercros	02/03/2023	1,262	4.070 €
	02/03/2023	3,253	4.060 €
	02/03/2023	2,000	4.095 €
	02/03/2023	365	4.110 €
	02/03/2023	107	4.120 €
	02/03/2023	192	4.120 €
	02/03/2023	383	4.120 €
	02/03/2023	495	4.110 €
	02/03/2023	505	4.110 €
	02/03/2023	393	4.125 €
	02/03/2023	195	4.120 €
	02/03/2023	175	4.115 €
	02/03/2023	307	4.115 €
	02/03/2023	1,747	4.115 €
	02/03/2023	223	4.130 €
	02/03/2023	113	4.130 €
	02/03/2023	169	4.125 €
	02/03/2023	89	4.115 €
	02/03/2023	177	4.115 €
	02/03/2023	89	4.115 €
	02/03/2023	5,913	4.095 €
	02/03/2023	2,000	4.085 €
TREASURY SHARES PURCHASE DETAIL			
Company: ERCROS, S.A.		Value: ECR.MC	
Intermediary: Banco Sabadell. S.A.			
Code ISIN: ES0125140A14			
Date	Number of shares	Price (€/share)	
02/03/2023	1,781	4.100 €	
02/03/2023	476	4.100 €	
02/03/2023	112	4.100 €	

 Ercros		
02/03/2023	4	4.100 €
02/03/2023	744	4.110 €
02/03/2023	1,000	4.110 €
02/03/2023	4,700	4.120 €
02/03/2023	1,070	4.120 €
02/03/2023	545	4.120 €
02/03/2023	75	4.120 €
02/03/2023	2,493	4.120 €
03/03/2023	335	4.135 €
03/03/2023	2,000	4.135 €
03/03/2023	2,665	4.135 €
03/03/2023	335	4.135 €
03/03/2023	500	4.135 €
03/03/2023	1,488	4.135 €
03/03/2023	538	4.155 €
03/03/2023	1,508	4.155 €
03/03/2023	1,000	4.135 €
03/03/2023	1,600	4.135 €
03/03/2023	1,000	4.135 €
03/03/2023	1,000	4.135 €
03/03/2023	400	4.135 €
03/03/2023	100	4.135 €
03/03/2023	1,000	4.135 €
03/03/2023	3,046	4.135 €
03/03/2023	125	4.120 €
03/03/2023	2,695	4.120 €
03/03/2023	620	4.120 €
03/03/2023	20	4.130 €
03/03/2023	60	4.145 €
03/03/2023	241	4.160 €
03/03/2023	260	4.160 €

 Ercros	05/03/2023	463	4.170 €
	03/03/2023	235	4.170 €
	03/03/2023	101	4.170 €
	03/03/2023	221	4.185 €
	03/03/2023	3,109	4.175 €
TREASURY SHARES PURCHASE DETAIL			
Company: ERCROS, S.A.		Value: ECR.MC	
Intermediary: Banco Sabadell. S.A.			
Code ISIN: ES0125140A14			
	Date	Number of shares	Price (€/share)
	03/03/2023	472	4.175 €
	03/03/2023	289	4.175 €
	03/03/2023	73	4.155 €
	03/03/2023	192	4.175 €
	03/03/2023	2,638	4.175 €
	03/03/2023	886	4.165 €
	03/03/2023	307	4.150 €
	03/03/2023	1,731	4.155 €
	03/03/2023	1,731	4.145 €
	03/03/2023	188	4.160 €
	03/03/2023	300	4.160 €
	03/03/2023	122	4.160 €
	03/03/2023	173	4.175 €
	03/03/2023	117	4.175 €
	03/03/2023	333	4.175 €
	03/03/2023	225	4.175 €
	03/03/2023	119	4.175 €
	03/03/2023	198	4.175 €
	03/03/2023	273	4.165 €
	03/03/2023	127	4.160 €

 Ercros	03/03/2023	281	4.150 €
	03/03/2023	283	4.150 €
	03/03/2023	1,140	4.150 €
	03/03/2023	116	4.160 €
	03/03/2023	713	4.160 €
	03/03/2023	425	4.150 €
	03/03/2023	681	4.140 €
	03/03/2023	1,173	4.145 €
	03/03/2023	915	4.155 €
	03/03/2023	1,110	4.150 €
	03/03/2023	448	4.150 €
	03/03/2023	565	4.165 €
	03/03/2023	51	4.165 €
	03/03/2023	476	4.165 €
	03/03/2023	409	4.175 €
	03/03/2023	422	4.175 €
	03/03/2023	176	4.175 €
	03/03/2023	538	4.175 €
	03/03/2023	372	4.180 €
TREASURY SHARES PURCHASE DETAIL			
Company: ERCROS, S.A.		Value: ECR.MC	
Intermediary: Banco Sabadell. S.A.			
Code ISIN: ES0125140A14			
	Date	Number of shares	Price (€/share)
	03/03/2023	596	4.175 €
	03/03/2023	404	4.175 €
	03/03/2023	167	4.175 €
	03/03/2023	31	4.175 €
	03/03/2023	153	4.180 €
	03/03/2023	218	4.180 €

 Ercros		
05/03/2023	478	4.180 €
06/03/2023	5,000	4.200 €
06/03/2023	302	4.230 €
06/03/2023	1,000	4.230 €
06/03/2023	500	4.230 €
06/03/2023	865	4.230 €
06/03/2023	380	4.205 €
06/03/2023	1,943	4.200 €
06/03/2023	3,057	4.200 €
06/03/2023	850	4.200 €
06/03/2023	1,340	4.200 €
06/03/2023	323	4.235 €
06/03/2023	399	4.230 €
06/03/2023	284	4.225 €
06/03/2023	500	4.225 €
06/03/2023	701	4.225 €
06/03/2023	301	4.205 €
06/03/2023	1,150	4.185 €
06/03/2023	1,667	4.185 €
06/03/2023	86	4.170 €
06/03/2023	2,507	4.160 €
06/03/2023	132	4.150 €
06/03/2023	917	4.150 €
06/03/2023	976	4.150 €
06/03/2023	1,468	4.145 €
06/03/2023	259	4.145 €
06/03/2023	100	4.125 €
06/03/2023	582	4.125 €
06/03/2023	1,929	4.125 €
06/03/2023	674	4.125 €
06/03/2023	500	4.125 €

 Ercros	06/03/2023	500	4.125 €
	06/03/2023	500	4.125 €
TREASURY SHARES PURCHASE DETAIL			
Company: ERCROS, S.A.		Value: ECR.MC	
Intermediary: Banco Sabadell. S.A.			
Code ISIN: ES0125140A14			
	Date	Number of shares	Price (€/share)
	06/03/2023	215	4.125 €
	06/03/2023	305	4.160 €
	06/03/2023	13,231	4.165 €
	06/03/2023	2,000	4.165 €
	06/03/2023	500	4.165 €
	06/03/2023	183	4.165 €
	06/03/2023	1,774	4.165 €