

SPAIN
 Sector: Chemical

Report date: 27-Nov-2023

Ercros (ECR) is an industrial group manufacturing chemical products that operates through 3 divisions: (i) basic chemicals, (ii) intermediate chemicals and (iii) pharmaceuticals. The core activity is the production of chlorine-caustic soda, ECR being the main producer in Spain (60% of total installed capacity) and among the top 10 at the European level.

Ercros

Summary and conclusions

Market Data

Market Cap (Mn EUR y USD)	228.6	250.1
EV (Mn EUR y USD)	323.7	354.1
Factset / Bloomberg	ECR-ES / ECR SM	

Shareholders Structure (%)

Joan Casas Galofre	6.0
Víctor Manuel Rodríguez Martín	5.0
Dimensional Fund Advisors	5.0
Montserrat Garcia Pruns	3.6
Free Float	80.4

EU Taxonomy 2022

	Eligible	Aligned
Total revenue	50.6%	21.2%
CAPEX	20.9%	16.7%
OPEX	47.9%	32.1%

The EU taxonomy

Based on the information for the last closed year (2020), **Ercros** is a company that is required to report information regarding the Eligibility of its activity with the EU taxonomy from January 1, 2023. For further details, see annexe II on [page 9](#).

See explanation of the purpose, basic principles, essential elements and contents of this report on [pages 2 and 3](#) and of the methodology used on [pages 12, 13 and 14](#).

Jesús López Gómez, CESGA – +34 915 904 226

jesus.lopez@lighthouse-ieaf.com

Luis Esteban Arribas, CESGA – +34 915 904 226

Luis.esteban@lighthouse-ieaf.com

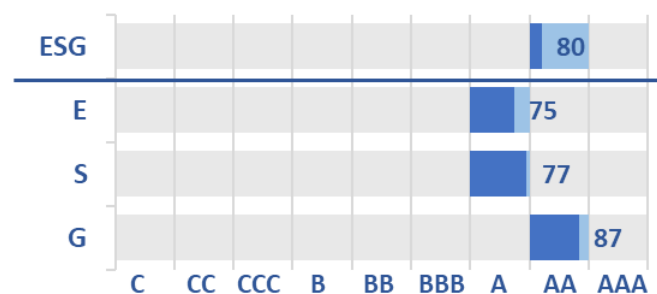
ENVIRONMENTAL (A). Ercros' 2023 environmental rating and score have improved considerably (to A, 75/100 from BBB, 66/100 in 2022). It kept up its excellent rating in environmental management (AAA; policies, commitments, objectives). It scored higher in climate change and carbon emissions (52/100 vs 36/100 in 2022), with improvement in carbon emissions from 2020 to 2023 in absolute terms and by tonnes produced and EBITDA. It also earned a high rating for efficient resource management (AAA; water and energy consumption and waste managed). The company could raise the rating by doing better in climate change and carbon emissions, the aspects with the greatest room for improvement in this pillar, by joining the leading climate change initiatives and reporting its Scope 3 emissions (2020 data missing).

SOCIAL (A). Ercros' social rating is A (77/100 vs 81/100 in 2022). The company has (board-approved) HR, diversity and equality, and occupational health and safety (OHS) policies. The OHS system is independently certified by a third party (ISO 45001:2018) which, in addition, has assessed 74% of its suppliers in the past three years along ESG criteria. Most of the pillar's KPIs have fared well between 2020 and 2023. Employee work-related injury rates, donations and policies to systematise the company's social contribution can be improved.

GOVERNANCE (AA). This is Ercros' strongest pillar (and the one with the largest weight in the overall rating), boasting an AA rating (score of 87/100 vs 85/100 in 2022). Ercros complies with 96% of the recommendations in Spain's Good Governance Code of Listed Companies. It has a director selection policy that includes specific diversity considerations (33.3% female board members vs 29.6% average for Spanish listed companies) and a risk management system that embeds ESG risks, not to mention an ethics code that is applied both internally and to third parties. Since 2021, the company has had a board-approved tax transparency policy, and it has endorsed Spain's Code of Best Tax Practices. Ercros' governance pillar is already very high. There only way it could improve this pillar further would be to raise the share of independent directors.


OVERALL ESG RATING (AA). Ercros attained an overall ESG Rating 2023 of AA (score of 80/100 vs 78/100 in 2022), solidifying its high performance. Governance is clearly one of the company's strengths. The environmental pillar and, to a lesser extent, its environmental and social pillar commitments and objectives have the greatest room for improvement.

ESG rating 2023⁽¹⁾ (by pillar)



(1) The dark blue area represents the classification achieved by the company in its ESG rating and the light blue area shows the distance until the next level of ESG rating is achieved.

ESG Rating 2023



The Instituto Español de Analistas is a member of [EFFAS](#)



Explanation of the purpose, basic principles, essential elements and contents of this report

A) Purpose

This report is, exclusively, a rating or assessment of a company on the basis of ESG criteria. In other words, a rating prepared on the basis of the degree of compliance of the company with ESG criteria. The work of analysis has been carried out by Lighthouse (*IEAF Servicios de Análisis S.L.U.*) and the rating is issued by the *Instituto Español de Analistas*. This report has been commissioned by the company that is the subject of the rating.

Conversely, this report is NOT: 1) fundamental research, 2) a credit rating, 3) an investment idea or investment proposal.

B) Basic principles

The fundamental principles on which the rating of this report is based are:

- 1) INDEPENDENCE.** The rating exclusively expresses the opinion of the *Instituto Español de Analistas*, a non-profit entity and without conflicts of interest arising from the sale of other financial products to the company that is the subject of the rating. As detailed in the legal information of this report ([pages 15 and 16](#)), the necessary controls have been established to preserve the independence of the rating issued.
- 2) VARIABILITY AND ADAPTABILITY.** The rating is based on the market's ESG standards and the prevailing legislation on the date of publication. This means that the assessment criteria are variable and will incorporate changes as these occur, both in market standards and, especially, in the regulation. The ESG Rating is based on a principle of constant adaptation to legislative changes in respect of ESG material that impact Spanish companies.

C) Essential elements












- 1) TERMINOLOGY.** In this report we refer to the ESG pillars based on their initials: E (Environmental), S (Social) and G (Corporate Governance).
- 2) NAME OF THE RATING.** We refer to the classification or assessment of the company as the "ESG Rating" when talking about the overall ESG rating of the company and as "Rating by pillars" when talking about the individual ratings for each of the ESG pillars analysed (Environmental, Social, Corporate Governance): "Environmental Rating", "Social Rating" and "Corporate Governance Rating".
- 3) DATE OF THE RATING.** The rating corresponds to a specific date that figures on the front page of this report. In other words, the rating reflects the classification of the company on the basis of ESG criteria at that date. In addition, the rating is assigned to a year, established according to the last closed accounting year at the date of publication of the rating. If a company issues its financial statements for 2021 on April 30 2022, and its rating is published prior to this date it will be known as the "2021 ESG Rating" but if the rating is published after this date it will be known as the "2022 ESG Rating".
- 4) DATA ON WHICH THE RATING IS BASED.** The rating is prepared using the best information available at the date of its publication. ESG data from the latest Non-Financial Information Report (issued together with the annual accounts) will be a very important but not exclusive source of information. All information that is supplementary and/or subsequent to this will be taken into account to ensure that the rating expresses the best possible opinion at the date of its publication.
- 5) SUPPLEMENTARY INFORMATION.** The annexes include supplementary information that (the Taxonomy aside) has not been taken into account when preparing the rating but that is considered useful in a context of information regarding a company's ESG situation.

- 6) **METHODOLOGY.** Assessment of the company based on ESG directives of both the European Commission and the Global Reporting Initiative. Sources additional to these two main ones include international bodies, fund managers specialising in ESG, important financial entities, etc. A description of the methodology used can be seen on [pages 12, 13 and 14](#) of this report.
- 7) **TYPE OF RATING.** The ESG Rating is based on an alphanumeric scale (AAA, maximum level; C, minimum level). This is supplemented by a numerical score (points out of 100). The type of rating is explained in detail in the section on methodology.

D) Contents

- 1) **CONCLUSIONS.** The company's rating and the reasoning behind this can be found on pages 1 and 4 of this report.
- 2) **OPINION BY PILLARS.** The report includes a detailed opinion regarding the company's position for each of the pillars analysed: E-S-G.
- 3) **ANNEXES.** In addition, relevant information from the point of view of the company's ESG position but that (the Taxonomy apart) has not been taken into account when preparing the rating is included as an annexe. This information is as follows:
- **Key financial indicators.** This includes useful and basic data about the company's financial situation at the date of publication of this report.
 - **The Taxonomy.** Details regarding the company's alignment with the EU Taxonomy on sustainable activities.
 - **Position on megatrends and controversial activities.** In the case of megatrends we talk about areas of activity with good prospects for long-term growth and with a positive impact on the UN's Sustainable Development Goals (SDGs). Controversial activities are those that are theoretically adverse for a good ESG performance (for example: tobacco, gambling, coal mining, etc.).
 - **ESG commitments and corporate reports.** Public commitments and transparency initiatives adopted by the company in respect of ESG.
 - **Controversies and main risks.** Controversies and main risks. Events affecting the company reported in the media and that could affect its ESG position and ESG risks indicated by the company.
 - **Geographical area of operations.** List of countries with a significant weighting of the company's revenue mix.
- 4) **METHODOLOGY.** A detailed explanation of the assessment method used to establish the company's rating and the meaning of the different levels of rating.

The ESG Rating 2023 Analysis ⁽¹⁾

Environmental (E) (Weight: 30,9%)		A 75/100	Social (S) (Weight: 33,6%)		A 77/100	Corporate Governance (G) (Weight: 35,5%)		AA 87/100
	Environmental management	AAA 90/100		Environmental management	AA 86/100		Good governance	A 76/100
	Climate change and carbon emissions	BB 52/100		Climate change and carbon emissions	AA 84/100		Risk management	AA 83/100
	Efficient resource management	AAA 90/100		Efficient resource management	BB 47/100		Ethics and integrity	AAA 100/100
				Environmental management	A 75/100		Fiscal transparency and accountability	AAA 100/100

(1) The company belongs to the **Materials** sector. For more details see table [Weighting of each ESG pillar by sector on page 13](#).

The ESG Rating is obtained via an assessment of the three ESG pillars (Environmental, Social and Corporate Governance), to which a weighting has been applied in line with the weighted average of the most widely used international ESG criteria as indicated in the table above. For further details about the weighting of each ESG pillar depending on the sector analysed, see the methodology section on [pages 12, 13 and 14](#).

The three ESG pillars are assessed using widely applied standards and indicators, in accordance with European Commission directives and Global Reporting Initiative standards. In addition to the two sources mentioned above, numerous sources including international bodies (the UN, OECD, WEF...), leading financial entities, investment fund managers (national and international) and specific ESG studies and questionnaires have also been taken into account.

ESG Rating 2023

AA

Score
80/100

Information supplementary to the ESG rating

Information and data not used to prepare the ESG Rating (apart from the Taxonomy) but that could be useful when interpreting its level and prospects. For more details see the annexes to this report.

NFIR ⁽¹⁾ in accordance with international standards Yes

Benchmark ESG commitments

2030 Agenda	Yes
UN global compact	Yes
EU Transparency Register	Yes

Analysis of revenues from an ESG perspective


	Taxonomy	OECD countries	Controversial activities
	50.6%	91.5%	0%

(1) Non-Financial Information Report (NFIR).

ESG Rating by pillar

	2022		2023	
ESG rating	AA	(78/100)	AA	(80/100)
Environmental (E)	BBB	(66/100)	A	(75/100)
Social (S)	AA	(81/100)	A	(77/100)
Corporate Governance (G)	AA	(85/100)	AA	(87/100)

Historical evolution of the ESG Rating (2022-2023)



Environmental (E)

A
75/100

Ercros managed to up its 2023 environmental rating to A (increasing its score from 66/100 to 75/100). This pillar showed the strongest improvement from the 2022 rating. By aspect, the environmental rating is underpinned by:




Environmental management (AAA). This is the company's biggest strength and the reason it maintained its (quasi-optimal) rating from the year before. Ercros' environmental management policy is public, and its facilities are independently certified by third parties (in accordance with the ISO 14001, ISO 14004 and ISO 5001 standards). Moreover, the company has voluntarily pledged to support several environmental initiatives, such as Responsible Care (FEIQUE), the UN Global Compact and the Carbon Disclosure Project (CDP) questionnaire. It also has quantified targets (e.g. 3D Plan, direct CO₂ emissions reduction target: -39% by 2025 from 2020).

Climate change and carbon emissions (BB). This aspect is affected because the company is not a signatory of leading climate change initiatives (e.g. Task Force on Climate-related Financial Disclosures TCFD, Science Based Targets initiative SBTi, Spanish Carbon Footprint Registry) and does not report its Scope 3 emissions in 2020.

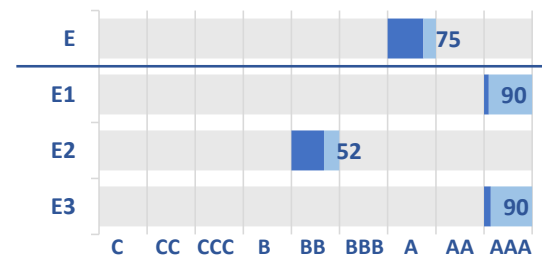
Here it has made considerable inroads, increasing its score (from 36/100 to 52/100) on the back of good performances in carbon emissions from 2020 to 2023 in absolute terms and by tonnes produced and EBITDA. In 2022, total tonnes of (Scope 1 and 2) CO₂ emissions decreased vs 2020 and 2021 (by 25.6% and 30.9%, respectively) as did tonnes produced (by 7.8% and 13.5%, respectively).

Efficient resource management (AAA). This attribute improved significantly, with the score rising from 81/100 to 90/100 driven by the good performance in energy consumption, water consumption and waste managed in absolute terms and by tonnes produced and EBITDA from 2020 to 2022. It only fared worse in tonnes produced from 2021 to 2022 for water consumption and waste managed (+4.6% and +2.3%, respectively). In any case, it achieved a quasi-optimal level (90/100).

Conclusion about the environmental rating (A). This pillar showed the strongest improvement vs 2022. In 2023, a better performance in climate change and carbon emissions, coupled with efficient resource management (+16 and +9 points out of 100 vs 2022, respectively), brought up Ercros' environmental pillar score considerably, from 66/100 to 75/100. There is room for improvement in climate change and carbon emissions, the only area of this pillar with any meaningful room for improvement, by endorsing national (Carbon Footprint Registration, Offsetting, and CO₂ Absorption Projects) or international (TCFD of SBTi) climate change initiatives and reporting its Scope 3 emissions (2020 data missing).

		2022	2023
E	Environmental	BBB 66/100	A 75/100
	E1 Environmental management	AAA 90/100	AAA 90/100
	E2 Climate change and carbon emissions	B 36/100	BB 52/100
	E3 Efficient resource management	AA 81/100	AAA 90/100

Breakdown by concepts



Key Performance Indicators

KPI	2020	2021	2022	% Var. 21/22	% Var. 20/22
Scope 1, 2 y 3 emissions⁽¹⁾					
tCo2e	492,326	530,425	366,316	-30.9%	-25.6%
tCo2e/t produced	0.374	0.399	0.345	-13.5%	-7.8%
tCo2e/EBITDA (Mn Eur)	9,926	5,678	2,986	-47.4%	-69.9%
Energy consumption					
MWh	1,841,615	1,912,854	1,765,883	-7.7%	-4.1%
Gigajoules/t produced	5.370	4.950	4.920	-0.6%	-8.4%
MWh/EBITDA (Mn Eur)	37,129	20,477	14,396	-29.7%	-61.2%
Water consumption					
Thousands of m3	11,746.2	12,385.3	11,709.6	-5.5%	-0.3%
m3/ t produced	9.510	8.920	9.330	4.6%	-1.9%
m3/EBITDA (Mn Eur)	236,814	132,587	95,463	-28.0%	-59.7%
Waste generated					
Tons (t)	68,399	59,770	55,368	-7.4%	-19.1%
t/ t produced	0.055	0.043	0.044	2.3%	-20.0%

(1) 2022 data pending external verification.

Scope 3 data not included in 2021 and 2022 so that the data is comparable.

Social (S)

A
77/100

Ercros' 2022 social pillar rating is A (77/100, high performance) and has remained strong over the past three years, albeit with a slight drop in its score (4 points out of 100 vs 2022). Highlights of the social rating include:

Diversity and talent (AA). It retained its 2022 score. The company has (public and board-approved) HR policies that consider all angles of social interest (e.g. diversity, equality, training). It also has a strategy tied to specific targets. Its situation is optimal in both policies and strategies, with no room for improvement in practice.

Its KPIs showed further improvement in the percentage of female employees (17.0% in 2020; 17.2% in 2021; 17.7% in 2022) and remained favourable in training hours (+16% vs 2022; +38% vs 2021) and gender pay gap (-6.4% vs -4.3% in 2022). For diversity and talent metrics, overall the situation is positive. Specific areas with room for improvement: women in management (steady at c.21% vs 36% in Spain; source: Grant Thornton), employee turnover (12.3% vs 11.1% in 2020) and employees with disabilities (1.1% vs 1.2% 2020).

Occupational health and safety (AA). The score for this attribute decreased slightly (8 points out of 100) owing to a lack of quantitative targets and a poor performance in the workforce injury rate (3.1 vs 2.8 in 2020 and 1.8 in 2021). Ercros has explicit board-approved OHS policies. Moreover, its OHS system is independently certified by a third party (in accordance with the ISO 45001:2018 standard on OHS management systems). It did not report any fatalities as a result of work-related injuries in the 2020-2022 period. It does not have an explicit zero accident target linked to the company's chief officer bonus, so there is room for improvement on this front. There is, however, a plan to reduce the rate of occupational accidents.

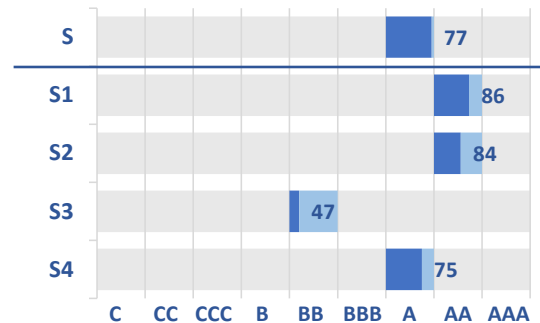
Contribution to society (BB). The company took a step back in this aspect of the social pillar: BB rating (score of 47/100; vs BBB rating and score of 57/100 in 2022). Ercros maintained a reasonable level of donations at around 0.1% of EBITDA, which is a touch higher than in 2021 in absolute terms, but lower in relative terms. This is penalising its score in this attribute. The company has no public policies ordering or systematising its social contribution (an area where it can improve). These are addressed in its ethics code.

Responsible supply chain (A). The company assesses its suppliers based on ESG criteria (e.g. application of corruption, human rights, OHS, environmental filters). It has sustained the level of suppliers assessed in the last three years (74% vs 76% in the 2022 rating, with room for improvement).

Conclusion about the social rating (A): Ercros' social pillar is still strong, with an A rating (high performance), but its score was slightly lower than in 2022. It did particularly well in KPIs (percentage of female employees, gender pay, OHS). Employee work-related injury rates, donations and policies to systematise the company's social contribution can be improved.

		2022	2023
S1	Diversity and talent	AA 81/100	A 77/100
S2	Health and safety at work	AA 86/100	AA 86/100
S3	Contribution to society	AAA 92/100	AA 84/100
S4	Responsible supply chain	BBB 57/100	BB 47/100
S1	Diversity and talent	A 75/100	A 75/100

Breakdown by concepts



Principales indicadores

KPI	2020	2021	2022	% Var. 21/22	% Var. 20/22
% of women out of total workforce	17.0%	17.2%	17.7%	2.9%	4.1%
% of women in management positions over total employees in the category	21.4%	20.7%	20.7%	0.0%	-3.3%
Total staff turnover rate	11.1%	11.5%	12.3%	7.2%	11.1%
% of employees with disabilities in Spain out of total employees in Spain	1.2%	1.1%	1.1%	-1.4%	-3.8%
Annual training hours per employee	17.9	21.3	24.7	16.0%	38.0%
Wage gap (p.p.) ⁽¹⁾	-2.9	-4.3	-6.4	-48.6%	-123.7%
Voluntary donations (thousands of EUR)	121.9	95.0	95.4	0.4%	-21.8%

(1) Wage gap = ((median men's salary - median women's salary) / median men's salary) * 100

Corporate Governance (G)

AA
87/100

Ercros has earned an AA governance rating the last three years (87/100 in 2023, +2 points vs 2022). This has consistently been the company's best-performing pillar and the one of the three pillars with the biggest share of the overall ESG rating. Highlights of Ercros' governance rating include:



Good governance (A). Good governance is still a strength in terms of policies and organisation. The company has: 1) a dedicated ESG committee and chief ESG officer on the board; 2) a director selection policy and policy of transparency of director remuneration; and 3) complied with 96% of the recommendations in Spain's Good Governance Code of Listed Companies. By 2022, the company had achieved a level of 33% independent and female board members.

Risk management (AA). Ercros maintained the good level reached in 2022. ESG risks are embedded in the company's risk management system and reported to the board on a half-yearly basis (with environmental risk as the main non-financial risk considered). It could enhance its rating (marginally) by increasing its reporting frequency (quarterly).

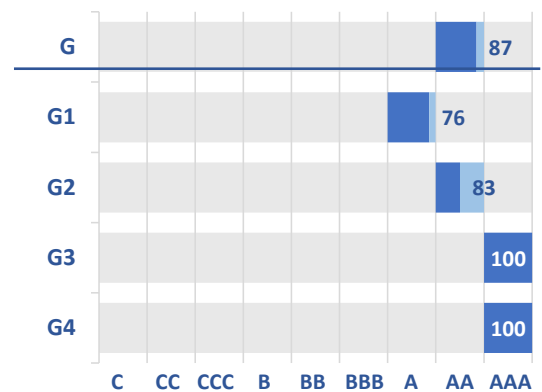
Ethics and integrity (AAA). Ercros has a public and board-approved ethics code that is applied both internally (to employees and management) and to third parties (e.g. suppliers, contractors, JVs). It also has explicit HR and anti-corruption policies. There is no room for improvement here.

Tax transparency and responsibility (AAA). Since 2021, the company has had a board-approved tax transparency policy and it has endorsed Spain's Code of Best Tax Practices, enabling it to achieve an optimal level of tax transparency. There is no room for improvement here.

Conclusion about the governance rating (AA). Relatively speaking, governance is Ercros' greatest ESG strength. The rating of this pillar has improved consistently (AA, 87/100 2023 vs 85/100 in 2022 and 81/100 in 2021), with scores above 75/100 (A) for all attributes. It boasts a quasi-optimal position in risk management, ethics and tax policy. The company is well organised on the governance front, complying with nearly all of the Good Governance Code recommendations. Board composition (still less than 50% independents and 40% female) is the only major potential area for improvement.

		2022	2023
G	Corporate Governance	AA 85/100	AA 87/100
	G1 Good governance	A 71/100	A 76/100
	G2 Risk management	AA 83/100	AA 83/100
	G3 Ethics and integrity	AAA 100/100	AAA 100/100
	G4 Fiscal transparency and accountability	AAA 100/100	AAA 100/100

Breakdown by concepts



Key Performance Indicators

KPI	2020	2021	2022
% of independent board members	33.3%	33.3%	33.3%
% of proprietary board members	16.7%	16.7%	16.7%
% of executive board members	16.7%	16.7%	16.7%
% of women on the board of directors	33.3%	33.3%	33.3%
Board remuneration/staff costs (%)	0.89%	0.92%	0.93%
Number of confirmed corruption cases ⁽¹⁾	0	0	0

(1) On the corporate website of Ercros there is a Complaints Channel (<https://www.ercros.es/es/accionistas-e-inversores/gobierno-corporativo/canal-etico>).

Annexes

The following annexes include relevant information from the point of view of the company's ESG position but that (the Taxonomy apart) has not been taken into account when preparing the rating.

Annexe I. Key financial indicators

This annexe includes the company's key economic-financial indicators. The aim is twofold:

- **Descriptive.** To the extent that this information contributes to a greater knowledge of the company that is the subject of the rating.
- **Investment capability.** To the extent that improvement in the ESG sphere often requires an investment effort from the company. So it is of interest to know the company's position in terms of growth, profitability, debt and value creation.

The accompanying information is based on the annual accounts of the last three years. The theoretical value creation of the business can be deduced from the ROCE vs WACC relationship, both figures being calculated on the basis of the book value of equity.

Key financial indicators (2020-2022)⁽¹⁾

	2020	2021	2022	CAGR 20-22
Balance Sheet (EUR Mn)				
Fixed assets & Intangible	327.4	342.2	372.8	
Working capital	29.8	58.1	76.1	
Total assets (ex-cash)	543.6	655.8	686.2	
Equity	284.2	331.6	360.7	
Net debt / (Cash)	75.7	59.6	62.8	
Capital Employed	387.0	429.8	470.9	
P&L and Cash Flow (EUR Mn)				
Total Revenues	579.3	811.8	1052.5	34.8%
Total Revenues growth	-14.6%	40.1%	29.6%	
Gross Margin (o/Revenues)	39.9%	35.3%	34.2%	
EBITDA	47.3	92.9	121.9	60.5%
EBITDA growth	-24.2%	96.3%	31.2%	
EBITDA/Revenues	8.2%	11.4%	11.6%	
EBIT	14.9	61.8	92.2	148.4%
EBIT growth	-52.1%	314.0%	49.0%	
EBIT/Revenues	2.6%	7.6%	8.8%	
Net Profit	6.3	43.3	63.0	217.3%
Net Profit growth	-79.8%	592.0%	45.5%	
CAPEX	-35.8	-39.6	-53.2	
Free Cash Flow to Equity (FCFE)	35.2	22.6	19.4	-25.8%
FCFE growth	62.1%	-35.9%	-14.0%	
Dividends	0.0	8.2	24.9	
Other key metrics				
Payout	0.0%	19.0%	39.5%	
Net debt/EBITDA	1.60x	0.64x	0.52x	
Net debt/Equity	0.27x	0.18x	0.17x	
Total assets (ex-cash)/Equity	1.91x	1.98x	1.90x	
CAPEX/Revenues	6.2%	4.9%	5.1%	
ROE	2.2%	14.1%	18.2%	
ROCE	3.4%	12.6%	16.4%	
WACC	9.5%	9.6%	9.8%	

(1) The dividend and payout do not include the amount earmarked for share buybacks (EUR 8.7Mn, EUR 6.5Mn and EUR 14.4Mn out of 2020, 2021 and 2022, profit).

Annexe II. Alignment with the EU Taxonomy for sustainable activities

On the basis of Regulation 2020/852 regarding the creation of a framework to facilitate sustainable investments, the so-called “EU Taxonomy for sustainable activities” applies to participants in financial markets that offer financial products and to companies that are subject to the requirement to publish non-financial statements or consolidated non-financial statements in accordance with article 19 bis or 29 bis of Directive 2013/34/EU of the European Parliament and of the Council, respectively. Articles 19 bis and 29 bis indicate that they apply to large undertakings that are public-interest entities exceeding on their balance sheet dates the criterion of an average number of 500 employees during the financial year.

According to the taxonomy delegated act of July 2021, from January 1 2022, these companies must report the percentage of their revenues, CAPEX and OPEX associated with activities eligible for the taxonomy, taking into account the two principle environmental objectives of the European Union (climate change mitigation and adaptation to climate change). Also, from January 1, 2023 (which will be done at year-end 2023), these companies must report the percentage of their revenues, CAPEX and OPEX associated with activities aligned with the taxonomy, taking into account the six environmental objectives of the European Union.

Requirements of the report on eligibility and alignment with the EU taxonomy for Ercros

	Requirements	2021	2022
Average number of employees	> 500	1,329	1,348
Entity of public interest?	Sí	Sí	Sí
Taxonomy required for the company?		Sí	Sí

Based on information for the last closed year (2022), Ercros is a company that is required to report information regarding the eligibility of its activity with the EU taxonomy (regarding the European Union's objectives of 1) Climate change mitigation and 2) Adaptation to climate change).

The company's level of eligibility with the EU taxonomy is used in preparing the ESG Rating (in the Environmental pillar).

Eligibility and alignment with the EU taxonomy (2022)

Linking the company's activities with the Taxonomy of Sustainable Activities of the European Union

	Climate change mitigation		Adaptation to climate change	
	Eligible (%)	aligned (%)	Eligible (%)	aligned (%)
Income	50.6%		50.6%	21.2%
Opex	20.9%		20.9%	16.7%
Capex	47.9%		47.9%	32.1%

	Eligible activity mitigation	Eligible activity adaptation
Activity 1	3.13. Chlorine manufacturing	3.13. Chlorine manufacturing
Activity 2	3.14. Manufacturing of basic organic chemicals	3.14. Manufacturing of basic organic chemicals
Activity 3	3.15. Manufacture of anhydrous ammonia	3.15. Manufacture of anhydrous ammonia
Activity 4	3.17. Primary plastic manufacturing	3.17. Primary plastic manufacturing

	Aligned activity mitigation	Aligned activity adaptation
Activity 1		3.13. Chlorine manufacturing
Activity 2		3.14. Manufacturing of basic organic chemicals

Annexe III. Position on megatrends and controversial activities

By megatrends we mean areas of activity with good prospects for long-term growth and with a positive impact on the Sustainable Development Goals (SDGs).

Controversial activities are those that are theoretically unfavourable to a good ESG performance (for example: tobacco, gambling, coal mining, etc.).

Exposure to megatrends and controversial activities is not used when preparing the ESG rating but is provided as supplementary information.

At the date of this report, Ercros is not present in any megatrend. However, Ercros is committed to the contribution to the 2030 Agenda for Sustainable Development and the Sustainable Development Goals(SDGs), having signed the UN's Global Compact.

At the date of this report, Ercros is not present in any controversial activity

Position in megatrends

Type of activity	% of revenue	Direct impact of activity on SDG	Indirect impact of activity on SDG
Renewable and non-polluting energy	0.00%	SDG 7. Affordable and Clean Energy	SDG 13. Climate Action
Alternative energies	0.00%	SDG 7. Affordable and Clean Energy	SDG 13. Climate Action
Energy storage	0.00%	SDG 7. Affordable and Clean Energy	SDG 13. Climate Action
Agro-industry	0.00%	SDG 15. Life on Land	SDG 2. Zero Hunger
Water resources	0.00%	SDG 6. Clean Water and Sanitation	SDG 14. Life Below Water
Sustainable mobility	0.00%	SDG 11. Sustainable Cities and Communities	SDG 7. Affordable and Clean Energy
Infrastructure of intelligent cities	0.00%	SDG 11. Sustainable Cities and Communities	SDG 13. Climate Action
The circular economy	0.00%	SDG 12. Responsible Consumption and Production	SDG 15. Life on Land
Ecological fashion	0.00%	SDG 12. Responsible Consumption and Production	SDG 13. Climate Action
Ageing population	0.00%	SDG 3. Good Health and Well-being	SDG 11. Sustainable Cities and Communities
Healthcare innovation	0.00%	SDG 3. Good Health and Well-being	SDG 9. Industry, Innovation and Infrastructure
Nutrition	0.00%	SDG 3. Good Health and Well-being	SDG 2. Zero Hunger
Automation and robotics	0.00%	SDG 9. Industry, Innovation and Infrastructure	SDG 8. Decent Work and Economic Growth
Digitisation	0.00%	SDG 9. Industry, Innovation and Infrastructure	SDG 8. Decent Work and Economic Growth
Cybersecurity	0.00%	SDG 16. Peace and Justice Strong Institutions	SDG 9. Industry, Innovation and Infrastructure
5G wireless technology	0.00%	SDG 9. Industry, Innovation and Infrastructure	SDG 8. Decent Work and Economic Growth
Financial technology (Fintech)	0.00%	SDG 9. Industry, Innovation and Infrastructure	SDG 8. Decent Work and Economic Growth

Controversial activities

Type of activity	% of revenue
Gambling	0.00%
Alcoholic drinks	0.00%
Tobacco and tobacco products	0.00%
Adult entertainment	0.00%
Defence	0.00%
Weapons	0.00%
Fossil fuels	0.00%
Coal	0.00%
Nuclear energy	0.00%
Pesticides	0.00%
Palm oil	0.00%
Abortion, contraception and foetal tissue	0.00%
Genetically modified organisms	0.00%
Animal experiments and testing	0.00%
Specialised fur and leather	0.00%
Especially intensive livestock farming	0.00%

Annexe IV. ESG commitments and corporate reports

Details of the public commitments and transparency initiatives adopted by the company in respect of ESG. In addition to the corporate reports published by the company. This information has not been taken into account in the company's rating. But it may be of interest in respect of ESG.

ESG commitments and corporate reports

Public commitments and transparency initiatives	
The 2030 Agenda for sustainable development	Yes
The UN's Global Compact	Yes
The European Union's Transparency Register	Yes
Sustainability policy or CSR	
Does the company have a specific sustainability policy?	Yes
Is it public?	Yes
Has it been approved by the Board of Directors?	Yes
Public corporate reporting	
Does Law 11/2018 on Non-Financial Information apply to the company?	Yes
Does it publish a NFIR ⁽¹⁾ in accordance with international standards (GRI, SASB or IIRC)?	Yes

(1) EINF hace referencia al Estado de Información No Financiera.

Annexe V. Controversies and main risks

We understand a controversy to be any incident (legal, corporate, social) in which the company has been involved that has had a significant impact in the mass media in the last 3 years, and that due to its nature and/or importance may affect the market's perception of the degree of compliance of the company with ESG standards.

This is not something that is used when preparing the ESG rating, but controversies that have appeared in the mass media during the period of time analysed are provided as supplementary information.

No controversies in the last 3 years

In addition, details are given of those risks referred to by the company in the last 3 years that are not reflected in the media but with a potential ESG impact.

Controversial news / Litigation identified by the company	Sources and links	Related Subject
Land remediation El Hondón (Murcia)	https://www.ercros.es/es/accionistas-e-inversores/informacion-financiera/informes-anales-IRSE_2022_web.pdf Pág. 22	E.1. Environmental management
Restoration of the Terrera Vella de Cardona	https://www.ercros.es/es/accionistas-e-inversores/informacion-financiera/informes-anales-IRSE_2022_web.pdf Pág. 22	E.1. Environmental management

Annexe VI. Geographical area of operations

This annexe includes details of the countries that contribute the most to the company's revenues. In addition to an analysis of the company's exposure to various factors with a potential impact on ESG (fiscal transparency, corruption, etc.). This information has not been taken into account in the company's ESG rating.

Main countries in which Ercros operates

Country	Offices (Yes/No)	% of revenue
Spain	Yes	53.4%
France	Yes	10.3%
Italy	Yes	5.6%
United States	Yes	5.5%
Others		25.2%
Nº of countries		
OECD countries	38	91.5%

The ESG Rating methodology of the Instituto Español de Analistas

Lighthouse’s ESG assessment methodology is based on a questionnaire. The basic principles of the questionnaire and of the application of the methodology are as follows

- 1) **Sources of information.** The questionnaire is completed, mainly, with public information, and supplemented by non-public information provided by the company that is the subject of the rating. Our methodology prioritises public information, giving it a higher score.
- 2) **Company feedback.** When obtaining data, Lighthouse’s methodology hinges on the company’s feedback as regards qualifying and understanding its position on each of the questions. To this effect, Lighthouse maintains a continuous relationship with the company assessed, so that the questionnaire reflects its true position on ESG. This prevents the method being reduced to an algorithm applied to public information.
- 3) **Methodological sources.** The methodology used and the necessary information is aligned with the main international standards for the reporting of non-financial information (GRI, SASB, CDP). This has two significant effects: i) it guarantees that the result of the ESG Rating is equivalent to and comparable with the rest of the market ratings; and ii) it makes it easier for the company to provide the data required for the assessment as these will be conventional.
- 4) **Simplification.** Our questionnaire seeks to reduce the number of questions, eliminating general questions that lack material significance for the companies and focusing on those questions that are critical in terms of ESG and that allow differences among companies to be established without forsaking a high level of requirement in the assessment of corporate sustainability.
- 5) **Supporting documentation.** The assessment of certain questions requires supporting documentation to be provided in order to verify the answers given. This is in response to the growing demand from investors for greater transparency and access to information. Similarly, to assess some of the questions it is a necessary condition that the corresponding information be public. The goal is to ensure the strength of the rating based on the credibility of the data used.
- 6) **Questions to assess.** The rating gives value to three concepts. These concepts are used in all the questions assessed (E-S-G):
 - **ESG commitments and plans:** the implication of the company in respect of ESG (as evidenced by its signing of international agreements, the adoption of internal organisational initiatives in favour of ESG, etc.).
 - **Data transparency:** in other words, the availability of the data required to complete the questionnaire.
 - **ESG indicators (level, growth).** The company’s absolute figures that reflect its degree of compliance in matters such as (and only by way of example): level of emissions, diversity, make-up of the Board of Directors, etc. or the improvement/worsening of the company’s data in the last three years.

Structure of the ESG Rating questionnaire by type of question

	Environmental questionnaire	Social questionnaire	Corporate governance questionnaire	Total ESG questionnaire
Weight of each pillar in the rating (*)	30.9%	33.6%	35.5%	
Type of question				
ESG commitments	35.6	44.1	51.1	44.0
Data transparency	21.6	25.3	15.7	20.7
ESG indicators (level, growth)	42.8	30.6	33.2	35.3

(*) The weight of each pillar in the rating reflects the weighting of each pillar (Environmental, Social, Corporate Governance) in the preparation of the total rating. Accordingly, and by way of example, the total weight in the questionnaire of questions about Data Transparency will be the one they have in each pillar weighted for the weight of this pillar in the rating.

- 7) **Principal and supplementary information.** Whenever possible the rating will be prepared with quantitative information. Supplementary information will also be provided that is considered useful for interpreting and qualifying the rating. This supplementary information has not been used (apart from the taxonomy) to prepare the rating but is included separately (Annexes) in the report.
- 8) **Independence.** The methodology aims to guarantee an independent opinion. The role of the company being limited to providing the necessary information for the preparation of the rating.

The questionnaire has been prepared and used according to the eight principles described above. The questionnaire is divided into two blocks of questions: a general one, for collecting information that will not

be used directly to assess the company but that is deemed useful and/or necessary and a second block of ESG data for the preparation of the ESG Rating.

Structure of the assessment questionnaire

General block

This is a general section describing the company. It does not have any score assigned to it and so does not form part of the ESG classification.

It is comprised of:

- **Company profile**
 - Basic data about the company
 - Shareholder structure
 - Key financial indicators.
 - Geographical area of operations
- **Sector in which the company operates**
 - Presence in activities associated with megatrends or with opportunities for long-term growth
 - Presence in controversial activities
 - Breakdown of revenue, EBITDA, CAPEX and OPEX by activity
 - Alignment with the EU Taxonomy for sustainable activities
- **ESG controversies and risks**
- **ESG commitments and corporate reports**
 - Public commitments and transparency initiatives
 - Sustainability policy or CSR
 - Public corporate reporting

ESG block – data for preparing the rating

This block is divided into three pillars: E (Environmental), S (Social) and G (Corporate Governance), from which the IESG Rating is obtained.

It is comprised of:

- **Pillar E (Environmental)**
 - E.1. Environmental management
 - E.2. Climate change and carbon emissions
 - E.3. Efficient resource management
- **Pillar S (Social)**
 - S.1. Diversity and talent
 - S.2. Health and safety at work
 - S.3. Contribution to society
 - S.4. Responsible supply chain
- **Pillar G (Corporate Governance)**
 - G.1. Good governance
 - G.2. Risk management
 - G.3. Ethics and integrity
 - G.4. Fiscal transparency and accountability

The questionnaire allows a partial rating of the company to be obtained for each of the pillars (E – S – G). This rating is obtained by assigning weights within each segment to each of the themes assessed on the basis of international standards (e.g.: within the Social pillar, “Diversity and talent” will have one weighting, “Contribution to society”, another, etc.).

Once assessments have been obtained for each pillar (E – S – G) they will be assigned weightings in order to obtain the overall rating. This weighting will be different for each sector and has also been established on the basis of international standards. The weightings by sector are as follows:

Weighting of each ESG pillar by sector

Sector	Environmental	Social	Corporate governance
Consumer cyclical	26.0%	32.8%	41.3%
Consumer non-cyclical	27.7%	28.5%	43.8%
Financial	13.7%	32.7%	53.7%
Industrial	26.6%	34.0%	39.4%
Property	38.0%	34.0%	28.0%
Materials	30.9%	33.6%	35.5%
Oil & Gas	27.8%	36.4%	35.8%
Healthcare	9.8%	39.4%	50.8%
Technology	27.4%	26.2%	46.4%
Telecoms	19.3%	33.0%	47.7%
Utilities	36.8%	30.5%	32.8%

Source: Own elaboration based on the document “Weights overview, S&P Global Corporate Sustainability Assessment (CSA) 2022”.

The application of the questionnaire is structured in 5 stages aimed at ensuring the maximum accuracy of the information used and the independence of the rating:

- 1) Lighthouse collects public information.
- 2) The questionnaire is sent to the company that verifies the public information and provides non-public data.
- 3) Two-way feedback (the company – Lighthouse) aimed at resolving any doubts that may have arisen when completing the questionnaire.
- 4) Lighthouse prepares the rating and writes the assessment report.
- 5) The final report is delivered to the company.

The result of this process can be both an overall rating for the company (ESG Rating), and partial ratings for each of the pillars analysed (E – S – G).

The rating is expressed on the basis of an alphanumeric scale whose maximum level is AAA and minimum C. The rating is also offered converted to a numerical scale (out of 100 points).

The ESG Rating scale

Rating	Equivalent score	Level of ESG performance
AAA	88.8 – 100	The highest
AA	77.7 – 88.8	Very high
A	66.6 – 77.7	High
BBB	55.5 – 66.6	High intermediate
BB	44.4 – 55.5	Intermediate
B	33.3 – 44.4	Low intermediate
CCC	22.2 – 33.3	Low
CC	11.1 – 22.2	Very low
C	0 – 11.1	The lowest

The rating is also shown using charts that make it easier to interpret the company's position on the assessment scale (the dark blue area represents the classification achieved by the company in its ESG rating and the light blue area shows the distance until the next level of ESG rating is achieved). For example:



Finally, the current context is characterised by the need to continually adapt regulations governing the requirements applicable to companies and the information these have to provide in respect of ESG. Accordingly, in order to unify criteria to objectivise the corresponding assessments, both our questionnaire and the weightings attributed to each section will be reviewed annually, bringing these into line with prevailing regulations and the main benchmark standards of the market.

These annual reviews will involve potential changes to the questionnaire and/or the weightings attributed to the sectors and to the various sections analysed. These changes may have significant effects on a company's rating so they will be clearly explained. The updating of the questionnaire and of the weightings ensures the inclusion in the assessment process both of regulatory changes and of all those factors that are significant for the market from the point of view of the ESG assessment of a company.

In conclusion: From a methodological viewpoint the ESG Rating is defined on the basis of 4 principles/objectives:

- **Independence.** A methodology that ensures an independent opinion of the company's ESG position.
- **Updating.** A methodology that is fully adapted to ESG regulations prevailing at the time of application.
- **Rigour.** A methodology able to reflect with the maximum objectivity possible the ESG position of the company in relation to regulatory and market standards. And with verification of the data used with the evaluated company.
- **Viability.** A methodology that is accessible to all kinds of company (listed or not; small, medium or large in size) to the extent that it is based on a reasonable demand for data and information and focused on priority aspects of ESG.

LIGHTHOUSE

Calle Núñez de Balboa, 108 1ª Planta
28006 Madrid
T: +34 915 904 226
<https://institutodeanalistas.com/lighthouse>

Alfredo Echevarría Otegui
Head of research
alfredo.echevarria@lighthouse-ieaf.com

Luis Esteban Arribas, CESGA
Equity research
luis.esteban@lighthouse-ieaf.com

Enrique Andrés Abad, CFA
Equity research
enrique.andres@lighthouse-ieaf.com

José Miguel Cabrera van Grieken
Equity research
jose.cabrera@lighthouse-ieaf.com

Jesús López Gómez, CESGA
ESG Analyst & Data analytics
jesus.lopez@lighthouse-ieaf.com

For further information about Lighthouse see: <https://institutodeanalistas.com/lighthouse>.

IMPORTANT LEGAL INFORMATION ABOUT THIS REPORT

This is an ESG analysis report prepared by Lighthouse (IEAF Servicios de Análisis S.L.U.). The ESG classification or rating contained in this report is certified by the Instituto Español de Analistas Financieros.

LIGHTHOUSE

Lighthouse is a project of IEAF Servicios de Análisis S.L.U. Lighthouse has two areas of activity:

- to improve the research coverage of the "orphan stocks" of the Spanish market: those which lack real and continuous research coverage. Lighthouse reports will not include valuation or target price. Lighthouse does not seek to provide investment advice to any natural or legal person. For this reason, Lighthouse will not provide a personalised investment recommendation for any of the securities analysed.
- to analyse companies to assess their degree of compliance with ESG regulations and criteria (following the nomenclature accepted by the market for the Environmental, Social and Corporate Governance sphere of any company).

IEAF Servicios de Análisis S.L.U. is a Spanish company whose corporate purpose is:

- 1) To provide information and financial analysis regarding securities issued by any class of legal person that may be traded or not on official secondary markets, and especially those securities which are not the object of the recurrent provision of information and analysis by financial analysts who participate in the markets.
- 2) To publicise and update the aforementioned financial reports and analysis, in addition to the monitoring and following of the securities on which the information and analysis is provided.
- 3) To prepare studies and projects aimed at proposing and implementing measures to improve the information and financial analysis of the securities traded on official secondary markets.

IEAF Servicios de Análisis S.L.U. is a company whose sole shareholder is the Instituto Español de Analistas Financieros.

INSTITUTO ESPAÑOL DE ANALISTAS FINANCIEROS

The Instituto Español de Analistas Financieros founded in 1965 is a non-profit-making professional association of financial analysts and other professionals with financial activity linked to analysis: asset management, investment advice, provision of private equity, project finance, financial management, financial research and teaching staff specialising in finance, a large group of people to whom we refer for the sake of simplicity as "financial analysts". The Instituto Español de Analistas Financieros has several missions:

- (i) To provide, facilitate and bring together support services for financial analysts;
- (ii) To take part in public debate offering important suggestions and indications for the improvement of economic and financial activity;
- (iii) To promote the role of the financial analyst in society and to defend their contribution to the general interest;
- (iv) To certify the professional qualifications of those who have taken part in and passed training programmes of interest to financial analysts.

As part of its activity, the Instituto Español de Analistas Financieros has created IEAF Servicios de Análisis (Lighthouse). A company through which Instituto Español de Analistas Financieros contributes to improving the Spanish market's research coverage in two ways: 1) Providing fundamental analysis of "orphan stocks", and 2) Analysing with ESG criteria listed and unlisted Spanish market securities.

The Instituto Español de Analistas Financieros forms part of EFFAS (the European Federation of Financial Analysts Societies).

DISCLAIMER

IEAF Servicios de Análisis S.L.U. hereby certifies that every analyst whose name figures as the author of this report, expresses views that reflect their personal and independent opinion of the company analysed.

The company's ESG report and rating are based on the level of compliance of the company with ESG factors, defined according to prevailing legislation and market practices, to the extent that this level of compliance may directly or indirectly affect the company's shareholders, the evolution of its business or its financing capacity. The ESG factors analysed refer to the impact of the company's activity on the environment and on society and the quality of its corporate governance.

Consequently, this report is not a fundamental research report. This report and the ESG rating contained therein do not imply, either directly or indirectly, a personalised recommendation of the company analysed for purposes of offering investment advice. There is no recommendation, either direct or indirect, to buy or sell shares of the company.

Moreover, this report does not represent a credit rating. This report is neither a credit rating nor a classification, nor is it indicative of a possible present or future credit rating of the company.

Rules governing confidentiality and conflicts of interest

IEAF Servicios de Análisis, S.L.U. receives compensation for the preparation of this report. This compensation is satisfied by the company that is the subject of this report.

None of the following rules governing confidentiality and conflicts of interest (10) is applicable to this report:

1. In the last 12 months, the Instituto Español de Analistas Financieros or its subsidiary, IEAF Servicios de Análisis S.L.U., has had Investment Banking mandates or has managed or co-managed a public offering of the securities of the issuer, or has received compensation from said issuer for Investment Banking services, that exclude brokerage services for prepaid fees.
2. In the next 6 months, the Instituto Español de Analistas Financieros or its subsidiary, IEAF Servicios de Análisis S.L.U., expects to receive or intends to obtain compensation for Investment Banking services provided to this company, that exclude brokerage services for prepaid fees.
3. The Investment Analyst or a member of the Research Department or a member of their household has a long position in the shares or derivatives of the corresponding issuer.
4. The Investment Analyst or a member of the Research Department or a member of their household has a short position in the shares or derivatives of the corresponding issuer.
5. At the date of publication, the Instituto Español de Analistas Financieros or its subsidiary, IEAF Servicios de Análisis S.L.U. held a long position of over 0.5% of the issuer's capital.
6. At the date of publication, the Instituto Español de Analistas Financieros or its subsidiary, IEAF Servicios de Análisis S.L.U. held a short position of over 0.5% of the issuer's capital.

7. At the end of the month immediately prior to the publication of this report, or of the previous month if the report is published in the ten days following the end of the month, the company analysed (the issuer) or any of its subsidiaries held 5% or more of any class of equity security of the Instituto Español de Analistas Financieros or its subsidiary, IEF Servicios de Análisis S.L.U.
8. A senior director or officer of the Instituto Español de Analistas Financieros or its subsidiary, IEF Servicios de Análisis S.L.U., or a member of their departments is a director, officer, advisor or member of the Board of Directors of the issuer and/or one of its subsidiaries.
9. The Instituto Español de Analistas Financieros or its subsidiary, IEF Servicios de Análisis S.L.U., acts as broker for the Issuer for the corresponding prepaid fees.
10. The issuer has made changes to the contents of this report prior to its distribution.

The Investment Analysts who have prepared this Investment Analysis are employees of IEF Servicios de Análisis S.L.U. These analysts have received (or will receive) compensation according to the general earnings of IEF Servicios de Análisis S.L.U. To obtain a copy of the Code of Conduct of IEF Servicios de Análisis S.L.U. (in respect of the Management of Conflicts of Interest in the research department), please use the e-mail address secretaria@institutodeanalistas.com or consult the contents of this Code at institutodeanalistas.com.

IEAF Servicios de Análisis may send a draft of this report to the company with the sole purpose of the correction of objective errors.

A report prepared by IEF Servicios de Análisis S.L.U.

This document has been prepared and distributed, according to the provisions of MiFID II by IEF Servicios de Análisis S.L.U. Its corporate activity is regulated by the CNMV (the Spanish Securities Exchange Commission). The information and opinions expressed in this document do not represent nor are they intended to represent an offer or a solicitation to buy or sell the securities (in other words, the securities mentioned in this report and related warrants, options, rights or interests). The ESG rating contained in this report does not represent a credit classification or rating of the company analysed. The information and opinions contained in this document are based upon information available to the public and have been obtained from sources believed to be reliable by IEF Servicios de Análisis S.L.U, but no guarantee is given regarding their accuracy or completeness. All comments and data provided solely reflect the opinion of IEF Servicios de Análisis S.L.U and do not offer any implicit or explicit guarantee. All the opinions expressed are subject to change without prior warning. This document does not take into account the specific investment objectives, financial position, risk profile or other specific aspects of the person who receives this document, and accordingly they should exercise their own judgement in this respect. Neither the Instituto Español de Analistas Financieros nor its subsidiary, IEF Servicios de Análisis S.L.U., assumes any responsibility for direct or indirect losses arising from the use of the published research, except in the event of serious wilful misconduct or negligent conduct by IEF Servicios de Análisis S.L.U. The information contained in this report is approved for direct distribution to professional clients, eligible counterparties and professional advisers, but not for distribution to private individuals or retail clients. The company analysed is obliged in all cases to make responsible use of the report in accordance with applicable legal regulations and market practices and customs.

The Instituto Español de Analistas Financieros and/or its subsidiary IEF Servicios de Análisis S.L.U., their employees and directors, may hold a position (long or short) in an investment knowing that this issuer will be the object of analysis and that this analysis will be distributed to institutional investors.

Any further information regarding the contents of this report will be provided upon request.

United States IEF Servicios de Análisis S.L.U. is not registered in the United States and, consequently, is not subject to the regulations of that country governing the preparation of research and the independence of analysts. This report is distributed solely to major US institutional investors, in reliance on the exemption from registration provided by Rule 15a-6 of the US Securities Exchange Act of 1934, as amended (the "Exchange Act"), and interpretations of this made by the US Securities Exchange Commission.

Major US institutional investors. This report will be distributed to "major US institutional investors", as defined by Rule 15a-6 of the US Securities Exchange Commission and of the US Securities Exchange Act of 1934.

An ESG rating issued by the Instituto Español de Analistas Financieros.

This ESG analysis report may contain an ESG classification or rating of the company analysed. This ESG rating is the responsibility of the Instituto Español de Analistas Financieros, that is who issues and certifies it, and under the terms and conditions outlined in this disclaimer classifies the company on the basis of an analysis of the ESG factors of the same carried out by IEF Servicios de Análisis S.L.U. The ESG rating that may.